

Isothermal Vapor–Liquid Equilibria for the Binary System of Carbon Dioxide (CO₂) + 1,1,1,2,3,3,3-Heptafluoropropane (R-227ea)

Seol A. Kim,[†] Jong Sung Lim,^{*,†} and Jeong Won Kang^{*,‡}

Department of Chemical and Biomolecular Engineering, Sogang University, CPO Box 1142, Seoul 100-611, South Korea, and Department of Chemical and Biological Engineering, Korea University, 5-Ga Anam-Dong, Sungbuk-Ku, Seoul 136-701, South Korea

Isothermal vapor–liquid equilibrium (VLE) data for the binary mixture of carbon dioxide (CO₂) + 1,1,1,2,3,3,3-heptafluoropropane (HFC-227ea) were measured at six evenly spaced temperatures of (278.15, 288.15, 298.15, 308.15, 318.15, and 328.15) K. The data in the two-phase region were measured by using a circulation-type equilibrium apparatus in which both vapor and liquid phases are continuously recirculated. The experimental data were correlated with the Peng–Robinson equation of state (PR-EoS) using the Wong–Sandler (W–S) mixing rules combined with the nonrandom two-liquid (NRTL) excess Gibbs free energy model. The calculated values with the PR-EoS using the W–S mixing rules show good agreement with the experimental data.

Introduction

For many years, chlorofluorocarbons (CFCs) were extensively used as refrigerants due to many advantages such as nontoxicity, nonflammability, thermodynamic properties, and so on. However, the use of CFCs has been restricted by the Montreal Protocol (1989) because of their harmfulness to the ozone layer.¹ So, many researchers investigated CFC alternatives such as hydrochlorofluorocarbons (HCFCs) and hydrofluorocarbons (HFCs). However, the use of HCFCs has been banned by the Kyoto Protocol (2005) because of their high global warming potential (GWP). HFCs are synthetic refrigerants which consist of hydrogen, fluorine, and carbon. They are considered as alternative refrigerants for CFCs and HCFCs because they have zero ozone depletion potential (ODP).² HFC-227ea (1,1,1,2,3,3,3-heptafluoropropane, C₃HF₇) belongs to the halogenated aliphatic group. It has no ozone depletion effect and, in addition, leaves no residue on valuable equipment after discharge.³ Unlike CFCs used as refrigerants, it has no chlorine atoms and, therefore, is not a potent ozone-depleting chemical.^{1,3} On the other hand, carbon dioxide (CO₂) is a representative compound of the carbon cycle. It is natural refrigerant and often used in air conditioners and other cooling processes. To develop optimal alternative refrigerants for CFCs and HCFCs, many mixtures have been investigated. These mixtures satisfy the properties of original refrigerants conditions such as flammability and toxicity, but with less environmental impact (ozone depletion and global warming). Vapor–liquid equilibrium (VLE) data are necessary to design appropriate refrigeration process and determine optimal process conditions;^{4,5} however, there are few experimental data reported in the literature for the CO₂ (1) + HFC-227ea system.⁶

In this work, isothermal VLE data for the binary mixture of CO₂ + HFC-227ea at six equally spaced temperatures from (278.15 to 328.15) K were measured by using a circulation-type equilibrium apparatus in which both phases were continu-

ously recirculated. The experimental data have been correlated with the Peng–Robinson equation of state (PR-EoS)⁷ using the Wong–Sandler (W–S) mixing rule⁸ combined with the nonrandom two-liquid (NRTL) excess Gibbs free energy model. In the range of experimental temperature, the average absolute deviations of pressure and vapor phase compositions between experimental and calculated values were determined, and the relevant parameters are presented.

Experimental Section

Chemicals. High-grade chemicals of carbon dioxide and HFC-227ea were used for VLE measurement. Carbon dioxide was purchased from Dong-A Special Gas Co. (Korea) with 99.9 % mass purity. HFC-227ea was supplied by DuPont (U.S.) with a mass purity higher than 99.8 %. They were used without any further purification.

Apparatus. The experimental apparatus used in this study was a circulation type equilibrium apparatus, where both liquid and vapor phases were recirculated continuously. This apparatus was described well in our previous works,^{9–12} so the explanation of this is omitted here. The temperatures of all equilibrium states were measured with a platinum-resistance sensor and a digital temperature indicator model F250MkII precision thermometer from Automatic Systems Laboratories, Ltd. (United Kingdom). They were calibrated by the National Measurement Accreditation Service Accredited Calibration Laboratory. The total uncertainty in temperature measurements is estimated to be within 0.01 K, including sensor uncertainty, 0.001 K, temperature resolution, 0.001 K, and measurement uncertainty, 0.001 K. The pressure was measured with a pressure transducer, model XPM60, and a digital pressure calibrator, model PC106, from Beamex (Finland). Pressure calibrations are traceable to National Standards (Center for Metrology and Accreditation Cert. No. M-95P077, 14.11.1995, M-M 730, 16.11.1995, and M-95P078, 16.11.1995), and the calibrator uncertainty was 0.0005 MPa, the sensor uncertainty 0.0001 MPa, and measurement uncertainty 0.0001 MPa. Therefore, total uncertainty of the pressure measurement is estimated to be within 0.001 MPa.

* Corresponding authors. Jong Sung Lim: Tel.: +82-705-8918. E-mail address: limjs@sogang.ac.kr. Jeong Won Kang: Tel.: +82-3290-3305. E-mail address: jwkang@korea.ac.kr.

[†] Sogang University.

[‡] Korea University.

Procedure. Experiments to measure VLE data for the binary system of CO₂ (1) + HFC-227ea (2) were performed using the following procedures. The system was first evacuated to remove all inert gases. A certain amount of HFC-227ea was supplied to the cell, and then the temperature of the entire system was held constant by controlling the temperature of the water bath. After the desired temperature was attained, the pressure of the pure component was measured. A certain amount of CO₂ was introduced into the cell from a sample reservoir. Both the vapor and the liquid phases were recirculated by the dual-head circulation pump until an equilibrium state was established. It was observed that 2 h are sufficient to obtain thermal equilibrium between the cell fluid and the thermostatic bath as well as the vapor and liquid phases. After equilibration, the pressure in the equilibrium cell was measured, and then vapor and liquid samples were withdrawn from the recycling lines by the vapor and liquid sampling valves, respectively. The compositions of the samples were measured by immediately injecting them into the gas chromatograph (GC), which was connected online to the vapor and liquid sampling valves. The GC was calibrated with pure components of known purity and with mixtures of known composition that were prepared gravimetrically. At least five analyses were performed for each phase, and the average values were considered to correspond to the equilibrium values. Considering the margin of error and the reproducibility of the GC, we generally estimated an overall uncertainty in the measurements of the composition of 0.002 in the mole fraction for both the liquid and the vapor phases.

Correlation

The experimental VLE data are correlated with the PR-EoS⁷ using the W-S mixing rule.⁸

PR-EoS.

$$P = \frac{R(\text{J}\cdot\text{mol}^{-1}\cdot\text{K}^{-1})T(\text{K})}{v_{\text{M}}(\text{m}^3\cdot\text{mol}^{-1}) - b(\text{m}^3\cdot\text{mol}^{-1})} - \frac{a(T)(\text{J}\cdot\text{mol}^{-2}\cdot\text{m}^3)}{v_{\text{M}}(v_{\text{M}} + b) + b(v_{\text{M}} - b)} \quad (1)$$

with

$$a(T) = \left(0.457235 \frac{R^2 T_c^2}{P_c}\right) \alpha(T) \quad (2)$$

$$b = 0.077796 \frac{RT_c}{P_c} \quad (3)$$

$$\alpha(T) = [1 + k(1 - \sqrt{T/T_c})]^2 \quad (4)$$

$$k = 0.37464 + 1.54226\omega - 0.26992\omega^2 \quad (5)$$

where the parameter a is a function of temperature, b is constant, k is a constant characteristic of each substance, ω is the acentric factor, P (MPa) is the pressure, P_c (MPa) is the critical pressure, T (K) is the absolute temperature, T_c (K) is the critical temperature, and v_{M} is the molar volume of the mixture.

The W-S mixing rules⁸ were used in this work to obtain EoS parameters for a mixture from those of the pure compo-

Table 1. Thermodynamic Properties of Components¹⁵

chemical	chemical formula	T_c/K	P_c/MPa	ω
carbon dioxide (1)	CO ₂	304.21	7.384	0.2239
HFC-227ea (2)	C ₃ HF ₇	375.95	2.980	0.3632

nents. These mixing rules for a cubic equation of state can be written as

$$b_{\text{m}} = \frac{\sum_i \sum_j x_i x_j (b - a/RT)_{ij}}{(1 - A_{\infty}^E/CRT - \sum_i x_i a_i/RTb_i)} \quad (6)$$

with

$$(b - a/RT)_{ij} = \frac{1}{2}[(b - a/RT)_i + (b - a/RT)_j](1 - k_{ij}) \quad (7)$$

and

$$\frac{a_{\text{m}}}{b_{\text{m}}} = \sum_i x_i \frac{a_i}{b_i} + \frac{A_{\infty}^E}{C} \quad (8)$$

where C is a numerical constant equal to $\ln(2^{1/2} - 1)/2^{1/2}$ for the PR-EoS used in this work. The single adjustable parameter (k_{ij}) for each binary pair is referred to as the W-S mixing rule parameter. Also, A_{∞}^E is an excess Helmholtz free energy model at infinite pressure that can be equated to a low-pressure excess Gibbs energy model.¹³ In this study, we used the NRTL model¹⁴ given by

$$\frac{A_{\infty}^E}{RT} = \sum_i x_i \frac{\sum_j x_j G_{ji} \tau_{ji}}{\sum_r x_r G_{ri}} \quad (9)$$

with

$$G_{ji} = \exp(-\alpha_{ji} \tau_{ji}) \quad \text{and} \quad \tau_{ji} = (g_{ji} - g_{ii})/(RT) \quad (10)$$

The critical temperature (T_c), critical pressure (P_c), and acentric factor (ω) for both carbon dioxide and HFC-227ea that were used to calculate the parameters for the PR-EoS are provided in Table 1. We have set the nonrandomness parameter, α_{ij} , equal to a fixed value of 0.3 for this system. The parameters of the PR-EoS were obtained by minimizing the following objective function.

$$\text{objective function} = \frac{1}{N} \sum_j \left[\left(\frac{P_{j,\text{exp}} - P_{j,\text{cal}}}{P_{j,\text{exp}}} \right) \cdot 100 \right]^2 \quad (11)$$

Results and Discussion

In this work, the equilibrium compositions for the CO₂ (1) + HFC-227ea (2) binary systems were measured at six equally spaced temperatures from (278.15 to 328.15) K. To verify the

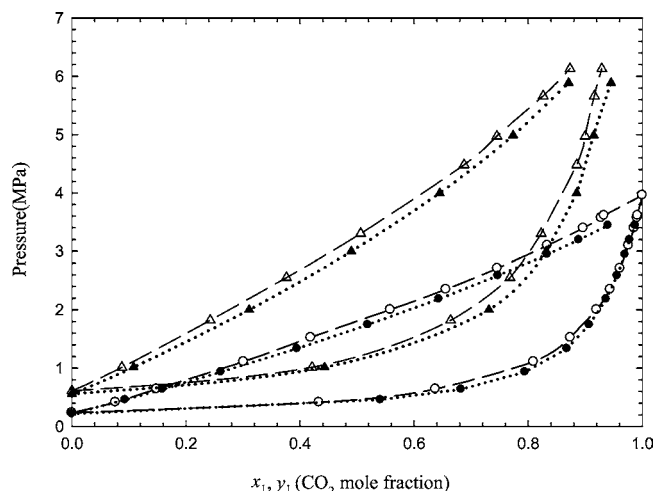


Figure 1. Comparison of our experimental data with literature data for the CO₂ (1) + HFC-227ea (2) system. Experimental data of this work: ○, 278.15 K; △, 308.15 K; and Valtz et al.⁶ ●, 276.01 K; ▲, 305.17 K.

Table 2. Comparison of the Measured Pure Component Vapor Pressures with the Database REFPROP 6.01¹⁵

component	T/K	$P_{\text{exp}}/\text{MPa}$	$P_{\text{ref}}/\text{MPa}$	ΔP	$ \Delta P /P_{\text{exp}}$
CO ₂ (1)	278.15	3.960	3.965	-0.005	0.0013
	288.15	5.080	5.081	-0.001	0.0002
	298.15	6.425	6.425	0.000	0.0000
	avg. 0.0005				
HFC-227ea (2)	278.15	0.234	0.232	0.002	0.0085
	288.15	0.327	0.330	-0.003	0.0092
	298.15	0.451	0.455	-0.004	0.0089
	308.15	0.611	0.613	-0.002	0.0033
	318.15	0.805	0.808	-0.003	0.0037
	328.15	1.040	1.046	-0.006	0.0058
avg. 0.0066					

consistency of our experimental data, we compared our experimental data at (278.15 and 308.15) K with literature data already reported by Valtz et al.⁶ at similar temperatures of (276.01 and 305.17) K. As can be seen from Figure 1, although the exact comparison could not be made because of the temperature differences, the tendency of our experimental data agreed well with the literature data reported by Valtz et al.⁶

Table 2 shows the comparison of measured vapor pressures of pure CO₂ and HFC-227ea with those calculated from the database REFPROP 6.01,¹⁵ which are considered to be reliable for the pure compounds considered and consistent with literature data. The absolute average relative deviation ($\sum|\Delta P|/N$) between measured and calculated values from the data of REFPROP 6.01¹⁵ is 0.0005 for CO₂ and 0.0066 for HFC-227ea. The experimental VLE data and the results of the correlation are reported in Table 3. This table lists the measured mole fractions of the liquid and vapor phases, the pressures and temperatures in equilibrium, and the deviations between measured and calculated pressures (ΔP) and vapor compositions (Δy).

Figure 2 shows the comparison of measured and calculated values with the PR-EoS for the binary system of the CO₂ (1) + HFC-227ea (2) at six equally spaced temperatures of (278.15, 288.15, 298.15, 308.15, 318.15, and 328.15) K. As can be seen, the CO₂ + HFC-227ea system showed slightly negative deviations from the Raoult's law, and no azeotropes for all the temperature ranges studied here were observed. Also, the calculated values were well-matched with experimental data. The interaction parameters of the binary mixtures for each isotherm, the binary parameters k_{ij} , and the absolute average

Table 3. VLE Measurements for the CO₂ (1) + HFC-227ea (2) System

experimental data			PR-EoS			
$P_{\text{exp}}/\text{MPa}$	$x_{1,\text{exp}}$	$y_{1,\text{exp}}$	$P_{\text{cal}}/\text{MPa}$	$y_{1,\text{cal}}$	$\Delta P^a/\text{MPa}$	Δy_1^b
T/K = 278.15						
0.234	0.000	0.000	0.229	0.000	0.005	0.000
0.414	0.076	0.433	0.421	0.464	-0.007	-0.031
0.643	0.148	0.638	0.619	0.643	0.024	-0.005
1.112	0.301	0.810	1.087	0.810	0.023	0.000
1.527	0.419	0.874	1.489	0.870	0.038	0.004
2.003	0.558	0.920	2.001	0.914	0.003	0.006
2.351	0.656	0.944	2.378	0.936	-0.027	0.008
2.710	0.746	0.961	2.745	0.953	-0.035	0.008
3.099	0.834	0.976	3.129	0.969	-0.030	0.007
3.396	0.897	0.986	3.426	0.980	-0.030	0.006
3.572	0.928	0.991	3.581	0.986	-0.009	0.005
3.613	0.933	0.992	3.610	0.987	0.003	0.005
3.960	1.000	1.000	3.965	1.000	-0.005	0.000
T/K = 288.15						
0.327	0.000	0.000	0.324	0.000	0.003	0.000
0.765	0.115	0.538	0.765	0.571	0.000	-0.033
1.310	0.263	0.748	1.325	0.757	-0.015	-0.009
1.910	0.414	0.847	1.910	0.839	0.000	0.008
2.351	0.520	0.886	2.341	0.877	0.010	0.009
2.758	0.609	0.911	2.737	0.903	0.021	0.008
3.103	0.686	0.930	3.104	0.922	-0.001	0.008
3.468	0.757	0.947	3.477	0.940	-0.009	0.007
3.785	0.813	0.959	3.799	0.953	-0.014	0.006
4.206	0.883	0.973	4.280	0.970	-0.074	0.003
4.557	0.929	0.984	4.556	0.981	0.001	0.003
5.080	1.000	1.000	5.094	1.000	-0.014	0.000
T/K = 298.15						
0.451	0.000	0.000	0.447	0.000	0.004	0.000
0.945	0.110	0.470	0.923	0.504	-0.001	-0.034
1.448	0.227	0.683	1.449	0.684	-0.049	-0.001
1.889	0.326	0.780	1.903	0.760	0.036	0.020
2.282	0.407	0.829	2.282	0.803	0.019	0.026
2.930	0.537	0.882	2.927	0.856	0.023	0.026
3.544	0.649	0.914	3.540	0.892	0.040	0.022
4.102	0.741	0.931	4.115	0.919	-0.034	0.012
4.737	0.830	0.947	4.768	0.944	-0.062	-0.003
5.357	0.905	0.967	5.422	0.966	-0.085	0.007
5.785	0.948	0.979	5.858	0.980	-0.078	0.014
6.425	1.000	1.000	6.447	1.000	-0.022	0.016
T/K = 308.15						
0.611	0.000	0.000	0.602	0.000	0.009	0.000
1.014	0.088	0.421	1.019	0.393	-0.005	0.028
1.820	0.242	0.665	1.806	0.651	0.014	0.014
2.551	0.376	0.768	2.535	0.751	0.016	0.017
3.303	0.506	0.823	3.303	0.812	0.000	0.011
4.482	0.687	0.885	4.5288	0.872	-0.047	0.013
4.971	0.745	0.900	4.983	0.890	-0.012	0.010
5.661	0.826	0.916	5.708	0.915	-0.047	0.001
6.129	0.873	0.929	6.193	0.930	-0.064	-0.001
T/K = 318.15						
0.805	0.000	0.000	0.795	0.000	0.010	0.000
1.372	0.108	0.393	1.376	0.399	-0.004	-0.006
2.013	0.214	0.589	1.991	0.577	0.022	0.012
2.772	0.336	0.707	2.770	0.691	0.022	0.016
3.344	0.420	0.754	3.344	0.743	0.000	0.011
3.820	0.487	0.784	3.824	0.774	-0.004	0.010
4.799	0.617	0.824	4.829	0.821	-0.030	0.003
5.454	0.693	0.848	5.472	0.843	-0.018	0.005
6.095	0.764	0.863	6.114	0.861	-0.019	0.002
T/K = 328.15						
1.040	0.000	0.000	1.033	0.000	0.007	0.000
1.655	0.105	0.345	1.660	0.348	-0.006	-0.002
2.399	0.216	0.542	2.391	0.531	0.009	0.011
3.103	0.314	0.648	3.083	0.627	0.020	0.021
3.799	0.406	0.716	3.799	0.690	0.000	0.026
4.385	0.481	0.745	4.405	0.727	-0.020	0.019
4.930	0.545	0.760	4.949	0.751	-0.020	0.008
5.661	0.631	0.774	5.693	0.776	-0.033	-0.002
6.281	0.699	0.780	6.289	0.787	-0.007	-0.006

$$^a \Delta P = P_{\text{exp}} - P_{\text{cal.}} \quad ^b \Delta y_1 = y_{\text{exp}} - y_{\text{cal.}}$$

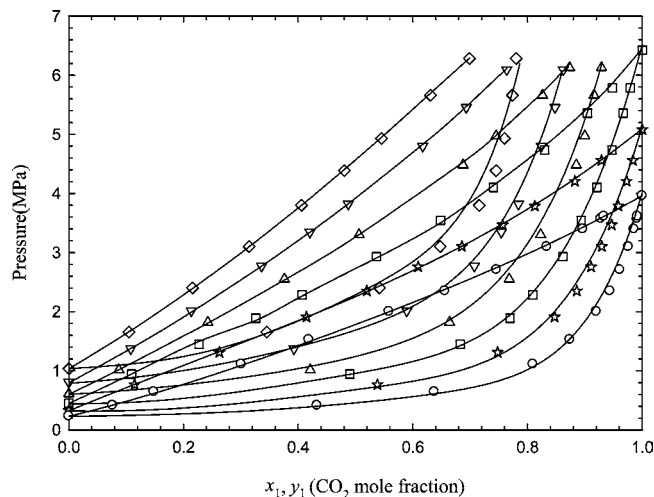


Figure 2. P - x - y diagram for the CO_2 (1) + HFC-227ea (2) system. Experimental data at various temperatures: \circ , 287.15 K; \star , 288.15 K; \square , 298.15 K; \triangle , 308.15 K; ∇ , 318.15 K; \diamond , 328.15 K; —, calculated with the PR-EoS using W-S mixing.

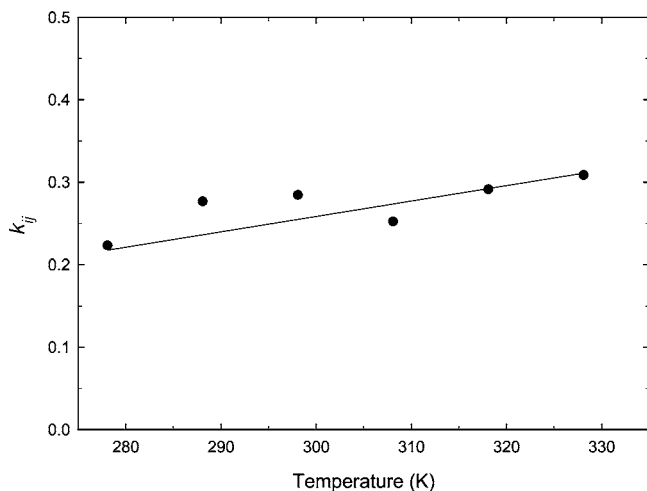


Figure 3. Parameter k_{ij} obtained for the PR-EoS with the W-S mixing rule. The equation of the fitting line is $k_{ij} = 0.0019 T/K - 0.3027$ ($328.15 \text{ K} \geq T \geq 278.15 \text{ K}$).

deviations of pressure (AAD- P (%)) and the absolute average deviation of vapor-phase composition (AAD- y) between measured and calculated values are reported in Table 4. Figure 3 plots the binary parameters, k_{ij} , versus temperature. As can be seen in this figure and Table 4, the binary parameters, k_{ij} shows the temperature dependency. They can be fitted with a linear function of temperature given by eq 12.

$$k_{ij} = 0.0019T/K - 0.3027 \quad (12)$$

In Figures 4 and 5, the deviations of pressure ($\Delta P/P_{\text{exp}} \cdot 100$ (%)) and the vapor phase compositions (Δy_i) were plotted with

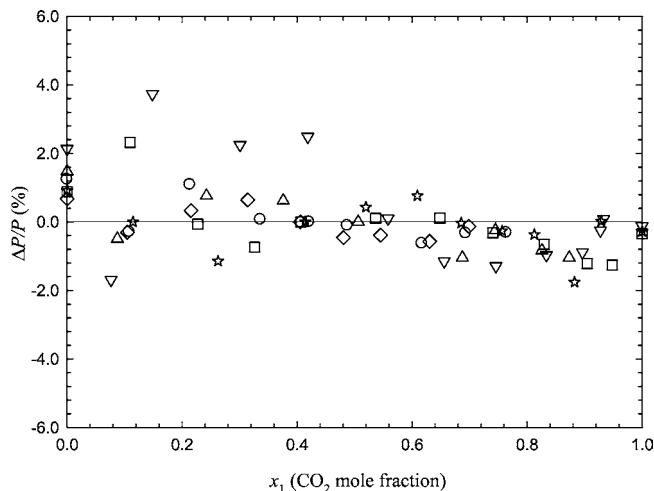


Figure 4. Deviation of pressure for the system CO_2 (1) + HFC-227ea (2) from the PR-EoS using the W-S mixing rule: \circ , 287.15 K; \star , 288.15 K; \square , 298.15 K; \triangle , 308.15 K; ∇ , 318.15 K; \diamond , 328.15 K.

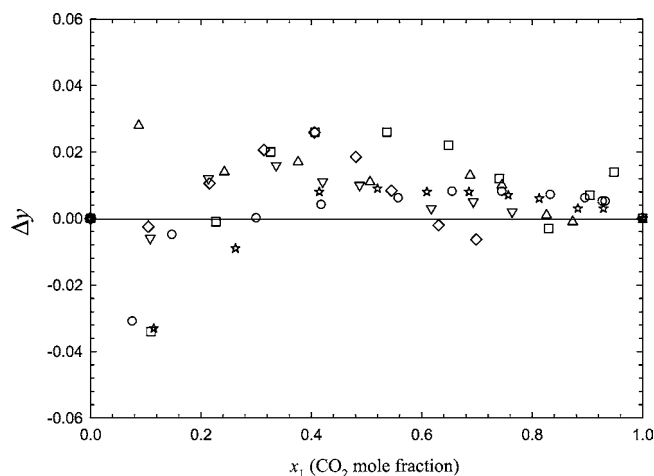


Figure 5. Deviation of vapor composition for the system CO_2 (1) + HFC-227ea (2) from the PR-EoS using the W-S mixing rule: \circ , 287.15 K; \star , 288.15 K; \square , 298.15 K; \triangle , 308.15 K; ∇ , 318.15 K; \diamond , 328.15 K.

the liquid phase compositions (x_1), point by point. The overall average values of AAD- P (%) and AAD- y through the temperature range from (278.15 to 328.15) K were 0.677 % and 0.0105, respectively. All values are small and acceptable. From these figures and the low average deviations of P and y , we conclude that the calculated values with the PR-EoS using the W-S mixing rules give good agreements with the experimental data.

Conclusions

The isothermal VLE data for the binary systems of CO_2 (1) + HFC-227ea (2) were measured at six equally spaced temperatures of (278.15, 288.15, 298.15, 308.15, 318.15, and 328.15) K using a circulation-type equilibrium apparatus. The

Table 4. Values of Binary Parameters and Average Absolute Deviations of P and y

T/K			278.15	288.15	298.15	308.15	318.15	328.15
PR-EoS	binary parameter	k_{12}^a	0.2225	0.2758	0.2837	0.2515	0.2905	0.3078
		τ_{21}^a	-0.9741	-0.1619	0.2510	-0.6501	-0.8035	-0.8732
		τ_{12}^a	2.8512	1.0382	0.4224	1.9342	2.0206	2.1188
	AAD- P (%) ^b	1.37	0.41	0.77	0.73	0.44	0.34	
	AAD- y ^c	0.008	0.009	0.015	0.012	0.008	0.011	

^a k_{12} , τ_{21} , and τ_{12} are dimensionless. ^b AAD- P (%) = $(1/N)\sum|(P_{\text{exp}} - P_{\text{cal}})/P_{\text{exp}}| \cdot 100$. ^c AAD- y = $(1/N)\sum|(y_{\text{exp}} - y_{\text{cal}})|$.

experimental VLE data were correlated with the PR-EoS using the W–S mixing rules. Calculated results with these equations show good agreement with our experimental data.

Literature Cited

- (1) Billiard, F. Interactions between protection of the ozone layer and global warming. *Int. J. Refrig.* **2003**, *26*, 505–507.
- (2) Kim, H.; Yun, J.; Im, J.; Shin, M. S.; Lee, Y. W. Vapor–liquid equilibria of the 1,1-difluoroethane (HFC-152a) + isobutene system. *Fluid Phase Equilib.* **2008**, *271*, 34–37.
- (3) Duan, Y. Y.; Zhang, C.; Shi, L.; Zhu, M. S.; Han, L. Z. Speed of sound, ideal-gas heat capacity at constant pressure, and second virial coefficients of HFC-227ea. *Fluid Phase Equilib.* **2001**, *178*, 73–85.
- (4) Richon, D.; Madani, D.; Valtz, D.; Coquelet, C.; Meniai, A. H. (Vapor + liquid) equilibrium data for (carbon dioxide + 1,1-difluoroethane) system at temperatures from (258 to 343) K and pressures up to about 8 MPa. *J. Chem. Thermodyn.* **2008**, *40*, 1490–1494.
- (5) Lim, J. S.; Jin, J. M.; Yoo, K. P. VLE measurement for binary systems of CO₂ + 1,1,1,2-tetrafluoroethane (HFC-134a) at high pressures. *J. Supercrit. Fluids* **2008**, *44*, 279–283.
- (6) Richon, D.; Valtz, A.; Coquelet, C.; Baba-Ahmed, A. Vapor–liquid equilibrium data for the CO₂ + 1,1,1,2,3,3,3-heptafluoropropane (R227ea) system at temperatures from 276.01 to 367.30 K and pressures up to 7.4 MPa. *Fluid Phase Equilib.* **2003**, *207*, 53–67.
- (7) Peng, D. Y.; Robinson, D. B. A New Two-Constant Equation of State. *Ind. Eng. Chem. Fundam.* **1976**, *15*, 59–64.
- (8) Wong, D. S. H.; Sandler, S. I. A theoretically correct mixing rule for cubic equations of state. *AIChE J.* **1992**, *38*, 671–680.
- (9) Lim, J. S.; Lee, B. G.; Yang, W. J.; Kim, J. D. Vapor–Liquid Equilibria for the Binary System Difluoromethane (HFC-32) + Propane (HC-290) at Seven Temperatures [(268.15, 278.15, 283.15, 288.15, 298.15, 308.15, and 318.15) K]. *J. Chem. Eng. Data* **2003**, *48*, 841–846.
- (10) Lee, B. G.; Lim, J. S.; Park, J. Y.; Lee, K. S.; Kim, J. D. Measurement of Vapor–Liquid Equilibria for the Binary Mixture of Pentafluoroethane (HFC-125) + Propane (R-290). *J. Chem. Eng. Data* **2004**, *49*, 750–755.
- (11) Lim, J. S.; Park, J. Y.; Kang, J. W.; Lee, B. G. Measurement of vapor–liquid equilibria for the binary systems of propane + 1,1,1,2-tetrafluoroethane and 1,1,1-trifluoroethane + propane at various temperatures. *Fluid Phase Equilib.* **2006**, *243*, 57–63.
- (12) Lim, J. S.; Seong, G.; Roh, H. K.; Lee, B. G. Vapor–Liquid Equilibria for Propane (R-290) + 1,1,1,2,3,3,3-Heptafluoropropane (HFC-227ea) at Various Temperatures. *J. Chem. Eng. Data* **2007**, *52*, 2250–2256.
- (13) Sandler, S. I.; Wong, D. S. H.; Orbey, H. Equation of state mixing rule for nonideal mixtures using available activity coefficient model parameters and that allows extrapolation over large ranges of temperature and pressure. *Ind. Eng. Chem. Res.* **1992**, *31*, 2033–2039.
- (14) Renon, H.; Prausnitz, J. M. Local Compositions in Thermodynamic Excess Functions for Liquid Mixtures. *AIChE J.* **1968**, *14*, 135–144.
- (15) McLinden, M. O.; Klein, S. A.; Lemmon, E. W.; Peskin, A. P. *Thermodynamic Properties of Refrigerants and Refrigerant Mixtures Database (REFPROP)*, V.6.01; NIST: Gaithersburg, MD, 1998.

Received for review May 29, 2010. Accepted October 10, 2010. This research was supported by Sogang University Research Grant in 2009.

JE100583Z